

WIR SYS 7522

Mid-Range Infrared System



This system features the NEW WIR TX75 infrared transmitter, ensuring participants in a conference room, courtroom, classroom or other mid-sized venue receive direct, clear communication of your message without sacrificing security. Includes WIR RX22-4 receivers—ideal for single-or two-channel applications. The sleek and stylish TX75 is designed to maximize coverage area up to 5,000 square feet in single-channel mode. Two additional slaves (sold separately) can be added for additional coverage of up to 5,000 square feet each (for total coverage of up to 15,000 square feet). Placing additional slaves in the same room increases coverage and enhances freedom of movement. A single CAT-5 cable carries both power and signal to slaves—truly a one-cable connection. Mounting bracket and power supply are included.

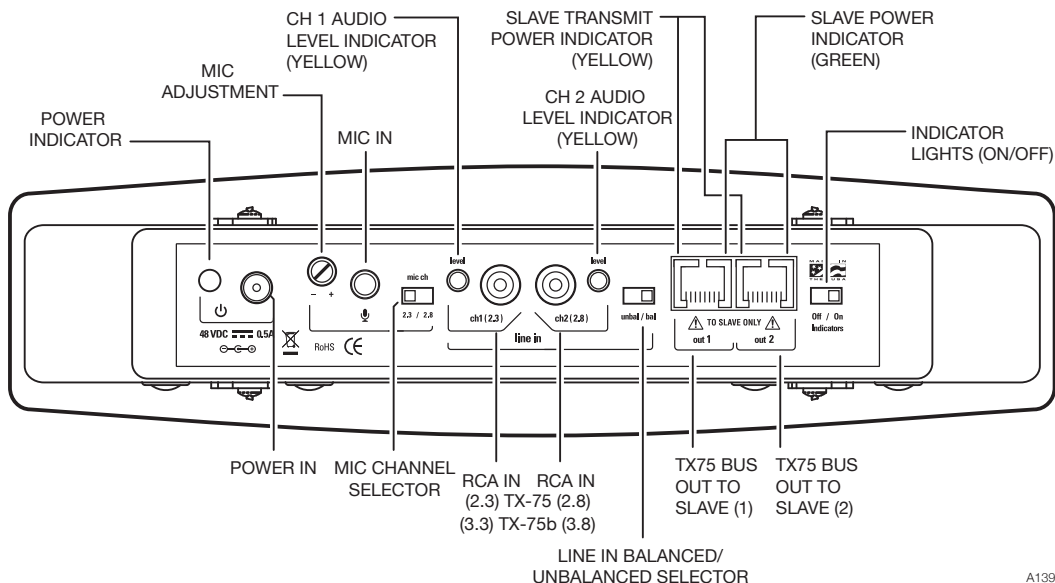
System Includes:

- (1) WIR TX75 infrared transmitter
- (3) WIR RX22-4 four-channel selectable, infrared receivers
- (3) HED 021 folding headphones
- (2) NKL 001 neckloops
- (6) BAT 001 AA alkaline batteries
- (1) IDP 008 ADA wall plaque
- (1) BKT 024 wall / ceiling mounting bracket
- (1) TFP 046 international power supply with WLC 004 U.S. mains AC plug

Mid-range Infrared System


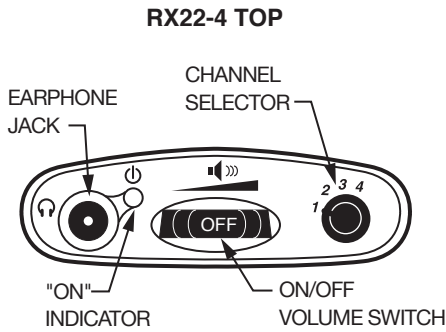
WIR TX75 Specifications

Dimensions, Weight:	10.0" W (25.4 cm) x 3.1" D (7.9 cm) x 1.5" H (3.8 cm) w/o faceplate or 2.5" H (6.4 cm) w/faceplate, 0.6 lbs (0.3kg)
Color:	Black with silver colored silk screen and silver colored faceplate Optional: white colored faceplate
Power Supply:	Desktop style international power supply with IEC line cord, 100-240 VAC input, 50-60Hz, 24W; 48VDC output
DC Power Input:	2.5mm ID barrel connector, 48 VDC, 0.4A center positive
Power Indicator:	Green LED
Sleep/Power Save Mode:	Shuts off carrier when no audio is present for 3 minutes
Modulation:	FM Wideband, ± 50 kHz deviation max, 50 μ S pre-emphasis
Carrier Frequencies:	TX-75: 2.3MHz (Ch1) and 2.8MHz (Ch2). TX-75b: 3.3MHz (Ch1) and 3.8MHz (Ch2). Default at power on = carriers off. Carriers are automatically enabled upon presence of audio.
Emitter IR Power:	0.7 W
Master Only Coverage Area (minimum, 1-Ch mode):	5,000 sq. ft in single-channel mode with the RX22-4 receiver (464 sq. m) 3,000 sq. ft in single-channel mode with the RX15-2 receiver (279 sq. m) 2,000 sq. ft in single-channel mode with the RX18 receiver (186 sq. m)
Audio Inputs / Controls:	Line inputs: RCA jack for Ch1 and Ch2 accept line level, balanced or unbalanced audio Line in balanced/unbalanced switch: selects balanced or unbalanced line level audio for RCA jacks
Microphone input:	3.5 mm, stereo jack with signal and bias connected to tip, electret microphone compatible (4 VDC bias supply with 2.7k ohm series resistor)
Microphone gain adjust:	Rotary potentiometer
Microphone channel switch:	selects microphone input to Ch1 or Ch2
Audio indicators:	Yellow LED blinks at nominal audio level. One per channel
Indicators On/Off:	2-position switch turns on/off indicator lights
"to slave" Output/Input:	(2) 8p8c RJ45 connectors output 48VDC 0.4A power, baseband RF and a bi-directional RS-485 bus for control and status communications
Slave Status Indicators (on "to slave" jacks):	Green: Power/Unit Status Yellow: Transmit/Cable Status
Signal-to-Noise Ratio:	70 dB, (line input)
Frequency Response:	95Hz to 17.6kHz, -3dB re 1kHz (line inputs) 125Hz to 17.0KHz, -3dB re 1kHz (microphone input)
Total Harmonic Distortion:	<1% (1 kHz, nominal deviation, line or microphone input)
Operating Requirements:	0-50° C (32°-122°F)
Mounting Kit:	Wall or Ceiling mount: BKT 024 Omnidirectional mount Optional: slave linking bar (MLB 003)
Warranty:	2 Years



Mid-range Infrared System

WIR RX22-4 Receiver



Receiver Style:	Body-Pack, dual-lens detector, lanyard
Size:	4.1" L x 2.85" W x 1.2" H (104.1 mm x 72.4 mm x 30.4 mm)
Weight:	4.5 oz (127 g) with batteries
Color and Material:	Black
Lanyard:	3 ft (.91 m), allows receiver to be worn around the neck
Operating Temperature:	-10° C to +50° C
Battery Type:	2 x AA, alkaline (BAT 001) or NiMH (BAT 026)
Battery Life:	Alkaline: 60 hours, NiMH: 30 hours/charge
Battery Drain:	25 mA, nominal
Charging Contacts:	For use only with CHG 3512
Carrier Frequency:	Channel 1: 2.3 MHz, Channel 2: 2.8 MHz Channel 3: 3.3 MHz, Channel 4: 3.8 MHz
De-Emphasis:	50 uS
FM Deviation:	±50 kHz
Signal-to-Noise Ratio:	60dB min.
Squelch:	Receiver squelches (mutes) at 40 dB S/N ratio
Frequency Response:	25 Hz to 16 KHz, +1 dB, -3 dB, electrical response
Total Harmonic Distortion:	Less than 1%, electrical response
Controls:	ON/OFF/VOLUME: combination thumbwheel knob Channel Selector: four-position rotary switch
Indicators:	Red LED "ON" indicator, flashes to indicate Low battery
Audio Output Jacks:	3.5 mm stereo mini phone jack Accepts 3.5 mm mono or stereo phone plug
Audio Output Power:	15 mW max at 32 Ω
Acoustic Output:	125 dB SSPL90 with HED 021; 110 dB SSPL90 w/ EAR 013
Sensitivity:	Better than 1 nW/cm ² for 40 dB signal-to-noise ratio
Approvals:	CE, FCC, RoHS, WEEE
Warranty:	5 years on receiver, 90 days on accessories
Compatible Headphones/ Earphones:	Mono or stereo, 8-32 ohms, 3.5 mm mini phone plug, HED 021, HED 026, EAR 013, EAR 014, EAR 022, NKL 001

Mid-range Infrared System

Bid Specs

WIR TX75/b

The Williams Sound WIR TX75 Infrared Transmitter shall consist of an all in one modulator and emitter operating on 2.3MHz and/or 2.8MHz. The WIR TX75b shall operate at 3.3 MHz and/or 3.8 MHz. The carrier frequency shall use 50kHz deviation and 50 μ S pre-emphasis.

The TX75 shall have a minimum coverage of 5,000 sq ft with the WIR RX22-4 receiver in single channel mode.

The TX75 shall be housed in a heavy-duty black plastic enclosure with a durable infra-red transparent front lens. It shall be convection cooled without fans. The Transmitter includes an omni-directional mounting bracket for various permanent installations.

The TX75 shall have a line level RCA input for each of the channels. Each channel shall have an audio input level LED. There shall be a single 3.5mm microphone input with gain control. The mic input shall have a channel selector switch.

The Transmitter shall have a switch to turn off all indicator LED's. There shall be a switch for selecting either balanced or unbalanced line level inputs.

The TX75 shall have two RJ45 outputs to supply power and baseband signal to two WIR TX75-S slave emitters via CAT-5 cable. A single CAT-5 cable supplies power, signal and digital control to the slave unit up to 100 ft from the Transmitter.

The Transmitter shall be powered by a 48VDC universal power supply, 50-60Hz, 100-240 VAC input, 24W.

The TX75 shall be covered by a two-year parts and labor warranty, 90 days on accessories.

This Transmitter shall be the Williams Sound model WIR TX75.

WIR RX22-4

The receiver shall be a body-pack type with IR detector lens behind face of the unit. The unit shall have a lanyard for hands-free operation. The receiver shall have a rotary-type volume control. The receiver shall operate for 60 hours with two AA alkaline batteries and for 30 hours per charge with NiMH AA batteries. The receiver shall be charged without battery removal via charger contacts in the case. A drop-in charger accessory shall recharge the batteries in 16 hours when used with CHG 3512 charger. The receiver shall be housed in an impact resistant plastic case with a hinged battery door that does not separate from the receiver. The receiver shall receive 2.3 MHz, 2.8 MHz, 3.3 MHz or 3.8 MHz modulated IR signals with 50 μ S de-emphasis. The receiver shall have a 3.5 mm stereo phone jack and accommodate low-impedance mono or stereo earphones and headphones. The receiver shall accommodate neckloop telecoil couplers. The receivers shall provide 125 dB SSPL90 output with HED 021 headphone and 110 dB SSPL90 with EAR 013 earbud-type earphone.

The system electrical frequency response shall be 25 Hz to 16 kHz, +1, -3 dB and the S/N ratio shall be 60 dB. The receiver shall have CE, FCC RoHS and WEEE approval. The receiver shall be covered by a five-year parts and labor warranty, excluding earphones, headphones, batteries and chargers.

The receiver shall be the Williams Sound model WIR RX22-4.

NOTE: SPECIFICATIONS SUBJECT TO CHANGE WITHOUT NOTICE!

Domestic Sales

Williams Sound
10300 Valley View Rd.
Eden Prairie, MN 55344
Ph: 800-328-6190 / 952-943-2252
FAX: 952-943-2174
Email: info@williamssound.com
Web: www.williamssound.com

International Sales

International Sales Department
Williams Sound
10300 Valley View Rd.
Eden Prairie, MN 55344 USA
Phone: +1 952 943 2252
Fax: +1 952 943 2174
Email: info@williamssound.com
Web: www.williamssound.com



WILLIAMS SOUND®
HELPING PEOPLE HEAR

800.843.3544 / info@williamssound.com / www.williamssound.com