

HLS-2D Metal Loss Test Driver featuring a rugged steel enclosure

Developed to work in conjunction with the Loopworks Measure R1 or Ampetronic FSM, the HLS-2D Metal Loss Test Driver is a loop driver with a preset output level to give consistent test results as part of a quick and simple site assessment system.

The HLS-2D comes with a 12V power supply but can also be used with a suitable 12V battery. It uses efficient class D current drive technology to reduce power consumption and heat output.

It is the only truly portable loop test driver that is capable of generating test signals to the IEC60118-4 Standard.

The 4mm banana output sockets (included) allow simple connection to test cables and a 3.5mm single input cable completes the kit.

The unit has a 5 year warranty and free technical support.

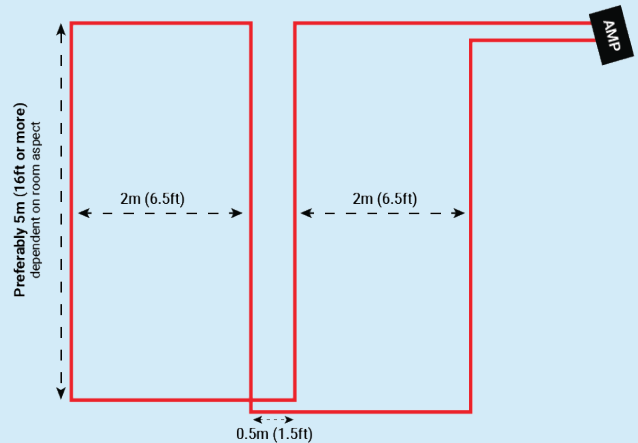


Features

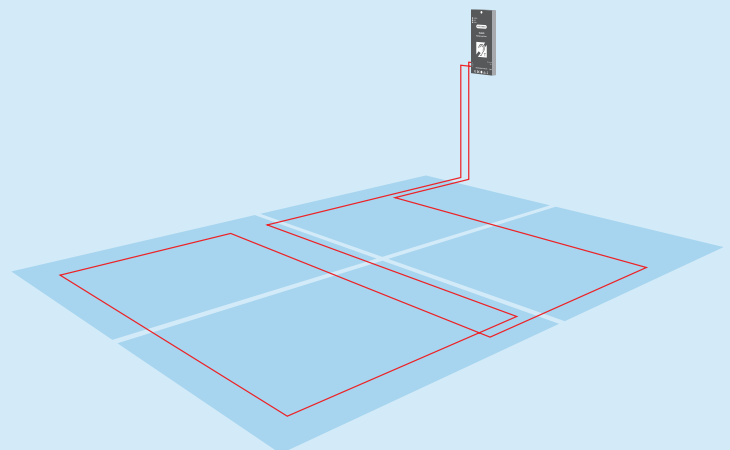
- **Compact and lightweight**
Ideal for loop testing in all environments. Can be used with a suitable 12V battery for totally portable testing.
- **Low power consumption, quick and simple operation**
- **Test area coverage of up to 45m²**
- **Quick set up with industry standard connectors**
- **Low lifetime cost**
Excellent reliability, 5 year warranty and free technical support.
- **Power supply**
12V
- **Transformer isolated inputs**
- **Preset output level, reducing set up and testing time**
- **Secure steel enclosure**
- **Clear and strong signal output**
- **Can be used to test existing loops and for powering a temporary loop for small shows, exhibitions, talks, etc.**



Recommended figure of eight test loop layout



Loop testing and small temporary installations



HLS-2D Product Information

Power supply and consumption

- The kit includes a 12V 1.2A power supply, it can also be powered by a suitable 12V battery for totally portable testing

The HLS-2D draws less than 3W at 12V with typical test signals so a 12V battery of more than 4800mAh capacity will provide several hours of testing time.

Standards Compliance

Safety, EMC

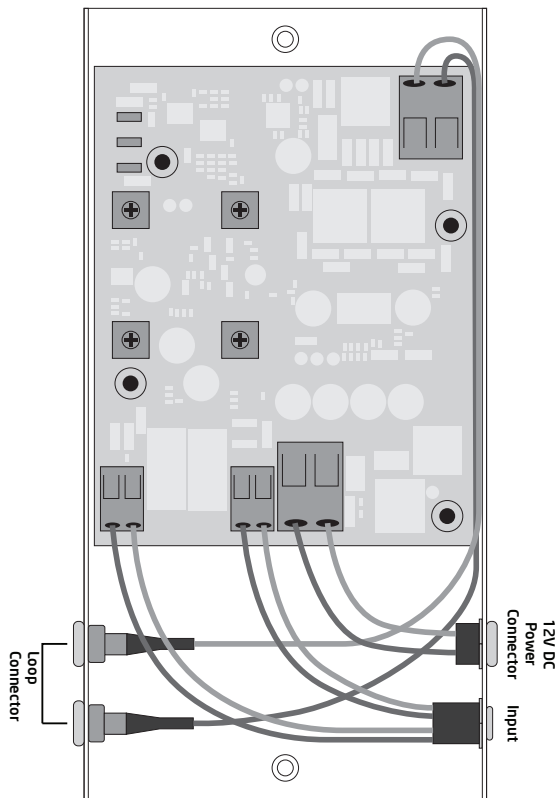
The HLS-2D is CE marked to indicate compliance with relevant product safety and EMC standards.

Loop Performance

The test kit is the simplest and quickest way to assess whether an induction loop will perform to the IEC60118-4 standard.

Datasheet & Specifications

All information specified on this datasheet has been compiled in accordance with the IEC 62489-1: 2010+A1:2014 Standard and reflects actual performance in realistic applications.



INPUTS

Power Supply	Standard format: 12V DC
Connector:	2.1mm DC Power socket, centre positive
Nominal voltage:	12V DC
Fuse:	1.5A PTC
Power Consumption:	2.88W (240mA) continuous pink noise (12V DC supply) 9.2W (765mA) continuous sine <0.6W (<50mA) quiescent 14.4W (1200mA) max short term peak
Indication:	LED in case
Input 1 & 2	Connector: 3.5mm stereo socket, both audio channels are combined into the input signal for the driver.

OUTPUTS

Loop Output	Connector: 2 x 4mm banana sockets
Preset Output:	2.5A _{RMS}
Rated temperature limited	
Output current (pink):	1.5A _{RMS}
Rated time for delivery:	1min
Rated THD:	<1%
Output Impedance:	>9Ω
Current Indication:	LED indicates >1A _{RMS}
Loop Impedance	0.3Ω to 1Ω, 1.3Ω reactive at 1.6kHz
Rated Load:	80uH, 0.5R

AUDIO SYSTEM

Freq. Response	100Hz to 5kHz ±1.5dB relative to 1kHz at low level.
Compression	Time constants optimised for speech
(AGC)	Dynamic range: >36dB
Indication:	LED in case

PHYSICAL

Dimensions	Width: 77mm
	Length: 150mm
	Height: 16mm
Weight	272g
Environment	IP40: <90% relative humidity, -30 to 75 °C Heat dissipation <3W maximum, normally less

Testing kit includes:

- HLS-2D Driver, 12V power supply, 2x4mm connectors, 3.5mm signal input cable, soft case and full instructions

AMPETRONIC



Issue no UP37940-2

www.ampetronic.co
sales@ampetronic.co
support@ampetronic.co
phone +44 (0)1636 610062

WILLIAMS AV

www.williamsav.com
Intl:+1.952.943.2252
ph:800.328.6190
info@williamsav.com
info-intl@williamsav.com